

## GSK & ADHA Virtual Undergraduate Student Research Poster Competition: Research (Original Research) Rules & Guidelines

The Virtual Research Poster Presentations give students the opportunity to show off the original research that they have done during their undergraduate career. This is a competition and will be both judged and scored. First, second and third place will be awarded, in addition to an honorable mention. All applications must be received by **Friday, April 16<sup>th</sup>, 2021**. Space is limited and subject to a first come, first served basis.

### Important Dates:

- All posters must be submitted by the deadline of **Friday, April 16<sup>th</sup>, 2021** using the [submission website](#).
- The week of **April 19<sup>th</sup>, 2021** students who have successfully submitted their posters will receive an email with instructions on how to submit your poster (PDF) and record their audio presentation.
- In the beginning of May, ADHA will schedule a time for the students to present their abstract to the judges via Zoom. We ask that you keep their presentation to a minimum of 7 minutes. Judges will be asking questions during this time. The meeting invitation would come from Lindsay Lamb.
- Winners will be announced the week of **June 7<sup>th</sup>, 2021**.

## Virtual Research Poster Sessions

### What is a Research Poster Session?

A **Research Poster** is a presentation of an original research study. Posters incorporate visual media and original data that reflect an area of ADHA's National Dental Hygiene Research Agenda.



### Below are the objectives for each Research Poster and its Presenters:

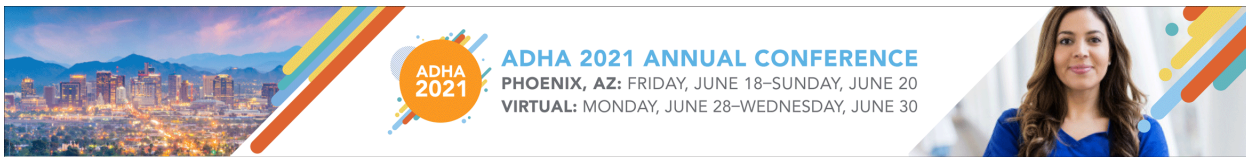
1. Clearly define the purpose for the research study.
2. Identify and outline the research methodology
  - a. Design: survey, focus groups, etc.
  - b. Quantitative v. qualitative.
  - c. Procedures: describe intervention and control if experimental.
  - d. Sampling: random, snowball, sample size, demographics, etc.
  - e. Statistical tests employed.
3. Describe the results, including statistical data analysis. Should include percentages, and/or p-values, etc.
4. Clearly state how the conclusions or findings are supported by the results of the research.
5. Prepare and practice your oral presentation with friends and colleagues. Ask for constructive criticism.
6. Be prepared for questions and discussion.

**Below is the required structure for each Research Poster:**

1. **Title** (clear, scientific, concise and relates to topic)
  - Ex.: “Evaluation of Resources for an Interactive Infection Control Instructional Program”
  - “Point-of-Care HbA1c Screening Predicts Diabetic Status of Dental Patients”
2. **Problem**
  - Ex.: “The number of caries in children and adolescents is an oral health crisis...”
  - Ex.: “Access to care is a global issue...”
3. **Objectives**
  - The objective should be clear and concise.
  - Studies with more than one objective should differentiate primary versus secondary.
4. **Methodology and Statistics**
  - Study design needs to be clearly stated such as cross-sectional study, randomized controlled study, split-mouth design, survey, etc.
  - Be specific on subject criteria, number of subjects included, whether it was a convenience sample or if subjects were screened and randomized into groups.
  - Describe intervention, survey, test product and control where appropriate.
5. **Results**
  - Provide numerical data that clearly communicates the findings in the study.
  - Include differences from baseline and between groups as needed.
  - Clearly state the significance by providing p-value, percentages, and/or other statistical findings appropriate for study design.
6. **Conclusions**
  - Make sure conclusions clearly relate to the objective of the study.
  - Avoid adding superfluous or anecdotal information.

**Examples of Past Research Posters:**





## **Rules and Regulations for Virtual Research Poster Sessions**

1. All presenters must be student members of ADHA at the time of the application deadline (**April 16<sup>th</sup>, 2021**) to participate in the Student Research Poster Sessions during ADHA's 2021 Annual Conference.
2. The poster application fee is included in the student registration fee for ADHA's 2021 Virtual Annual Conference.
3. Up to four presenters are allowed for each research poster presentation. However only one presenter will be allowed to present during the recording that will be uploaded along with the PDF of the completed poster.
4. Presenters must have been directly involved in conducting the research study presented.
5. Displaying a dental hygiene program name is strictly prohibited during the Zoom session with the Judges. Those who do not comply will be disqualified.
6. Names may be displayed on the PDF submission of the poster but must be covered up during the Zoom with the judges.
7. Presentations during the Zoom must not exceed seven minutes. A two to three-minute question and answer portion will follow the presentation.
8. Advertising matter, commercial promotion, and solicitation of sales of any type are prohibited.
9. Drugs names are allowed to be identified by their trade, commercial or product name. However, drug names must be referenced by their generic name or chemical makeup following the initial statement of the trade, commercial or product name.
10. Research poster sessions will be judged by three randomly assigned judges.

***Failure to comply with these rules and regulations will disqualify the poster from active competition and it will not be judged.***

---

## **Questions?**

If you intended to present a Virtual Research Poster and wish to change your presentation type **OR** if you have any questions about the rules and regulations for a Virtual Research Poster, please contact:

Lindsay Lamb  
ADHA Meeting Planner

Email: [lindsayl@adha.net](mailto:lindsayl@adha.net)  
Phone: 312.440.7387